

Guide to the MyRA Summary Report

Joint Pain


The colors and numbers on the circles shows how mild, moderate, and severe the patients joints pain was during the time period.

Medication

States what medication and dosage the patient is on during the time period.

© 2015 Crescendo Bioscience, Inc. All rights reserved.

Vectra, Crescendo, MyRA and the associated logos are trademarks or registered trademarks of Crescendo Bioscience, Inc. in the United States and other jurisdictions.



Powered by MyRA and Vectra DA

Page 1

Guide to the MyRA Summary Report

Visual Snapshot

Shows the overall picture of how the patient is feeling, how long did their morning stiffness last, and how tired they were over this time period. What appears on the report depends on which tracks the patient has chosen to share.

Daily Functionality

Shows how easy or hard some of the patient's selected daily activities were during this time period.

© 2015 Crescendo Bioscience, Inc. All rights reserved.

Vectra, Crescendo, MyRA and the associated logos are trademarks or registered trademarks of Crescendo Bioscience, Inc. in the United States and other jurisdictions.

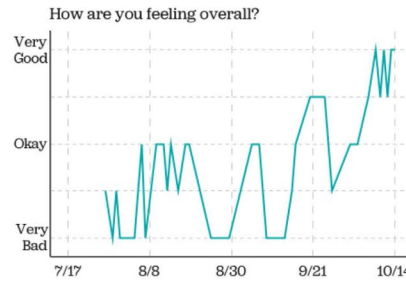
MyRA Summary Report
7/17/13 - 10/14/13

Days tracked: 40
Total days: 90

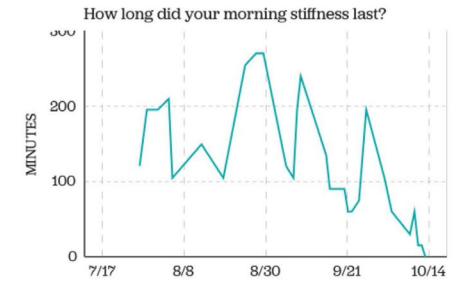
Name: _____

Phone: _____

BIG PICTURE



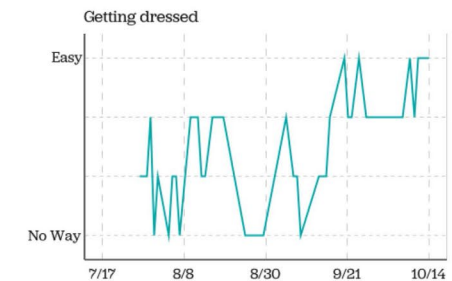
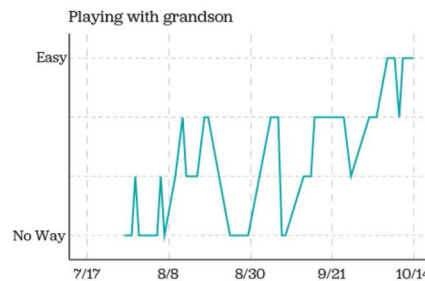
MORNING STIFFNESS



FATIGUE



DAILY FUNCTIONALITY



Guide to the MyRA Summary Report

Lab Results

Shows lab results as entered by the patient.

© 2015 Crescendo Bioscience, Inc. All rights reserved.

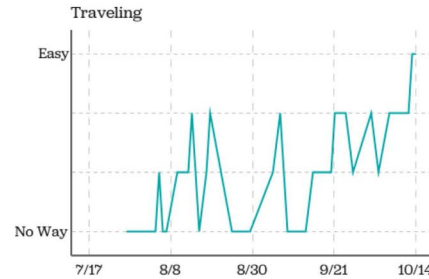
Vectra, Crescendo, MyRA and the associated logos are trademarks or registered trademarks of Crescendo Bioscience, Inc. in the United States and other jurisdictions.

MyRA Summary Report
7/17/13 - 10/14/13

Days tracked: 40
Total days: 90

Name: _____

Phone: _____



LABS

